

Model: 0118 TWIN FULL BUNK BED

SAFETY WARNINGS

1. Follow the information on the warnings appearing on the upper bunk end structure and on the carton. Do not remove warning label from bed
2. Always use the recommended size mattress or mattress support, or both, to help prevent the likelihood of entrapment or falls.
3. Surface of mattress must be at least 5 inches (127mm) below the upper edge of guardrails.
4. Do not allow children under 6 years of age to use the upper bunk
5. Prohibit more than one person on the upper bunk
6. Periodically, check and ensure that the guardrail, ladder, and other components are in their proper position, free from damage, and that all connectors are tight
7. Do not allow horseplay on or under the bed and prohibit jumping on the bed
8. Always use the ladder for entering and leaving the upper bunk.
9. Do not use substitute parts. Contact the manufacturer or dealer for replacement parts.
10. Use of a nightlight may provide added safety precaution for a child using the upper bunk.
11. Always use guardrail on both long sides of the upper bunk. If bunk bed will be placed next to the wall, the guardrail that runs the full length of the bed should be placed against the wall to prevent entrapment between the bed and wall.
12. The use of water or sleep flotation mattresses is prohibited.
13. Keep these instructions for future reference.

STRANGULATION HAZARD

Never attach or hang items to any part of the bunk bed that are not designed for use with the bed; for example, but not limited to, hooks, belts and jump ropes.

SIZE OF MATTRESS AND FOUNDATION

Use only mattress which is 74" - 75" long and 37 1/2" - 38 1/2" wide on twin upper bunk

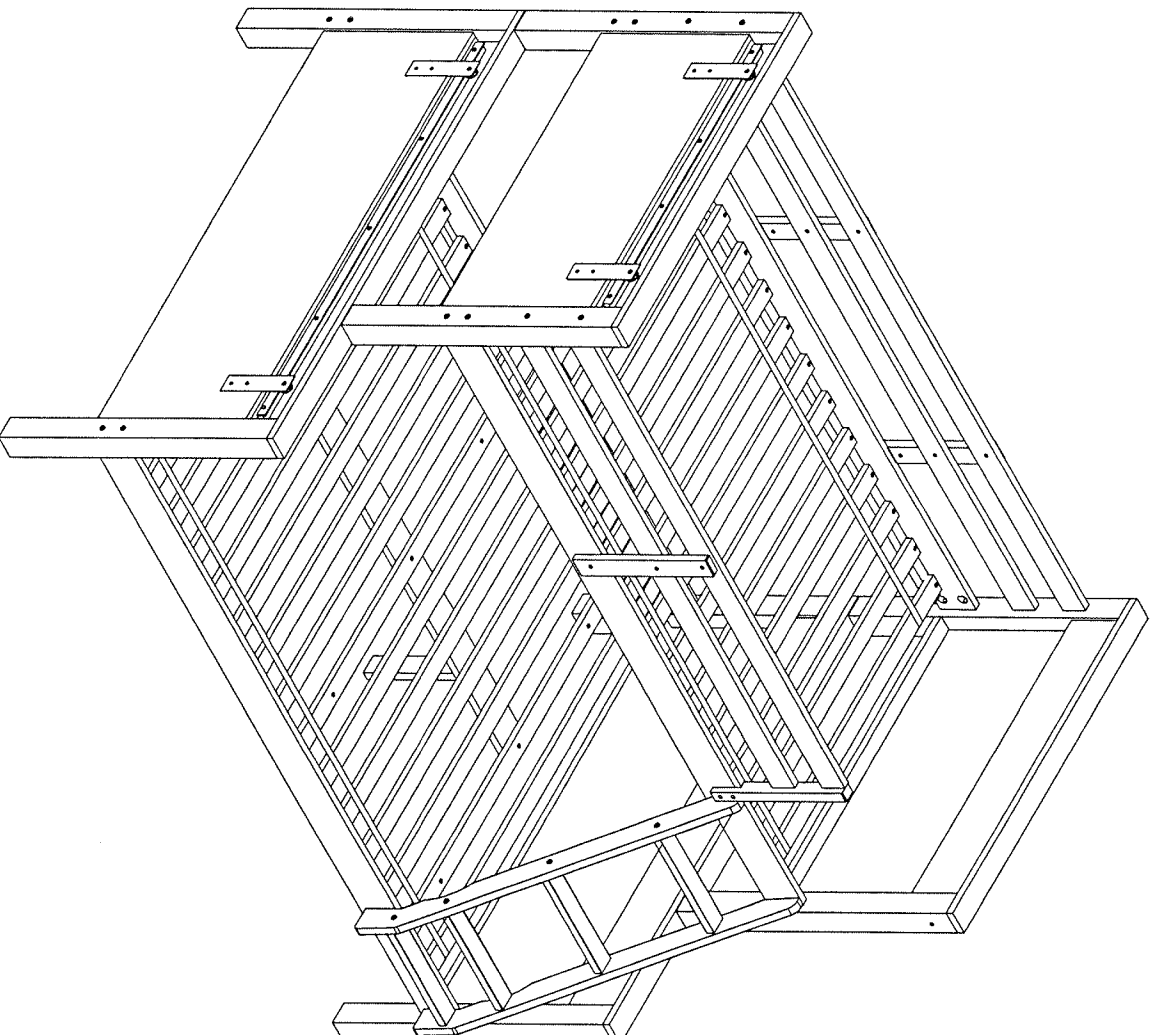
Use only mattress which is 74" - 75" long and 52 1/2" - 53 1/2" wide on full lower bunk

Ensure thickness of mattress and foundation combined does not exceed 8" and mattress and is at least 5" below upper edge of guardrails.

Replacement parts, maybe obtained from any Donco dealer or directly from us at the below address.

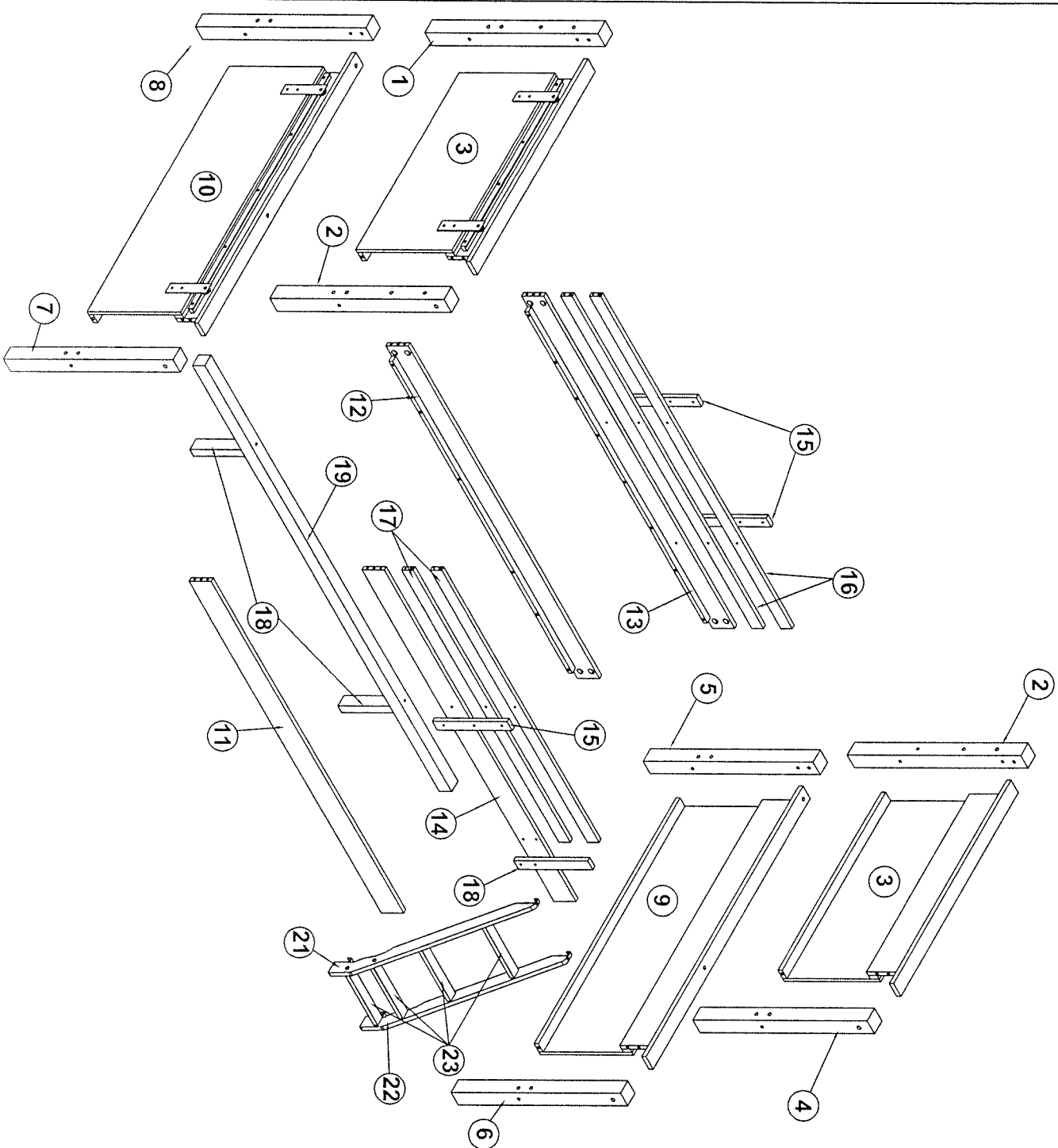
ASSEMBLY INSTRUCTIONS - 0118 TWIN FULL BUNK BED

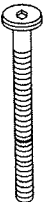

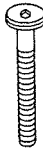



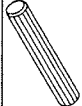






Page 1 of



ASSEMBLY INSTRUCTIONS - 0118 TWIN FULL BUNK BED

Pa

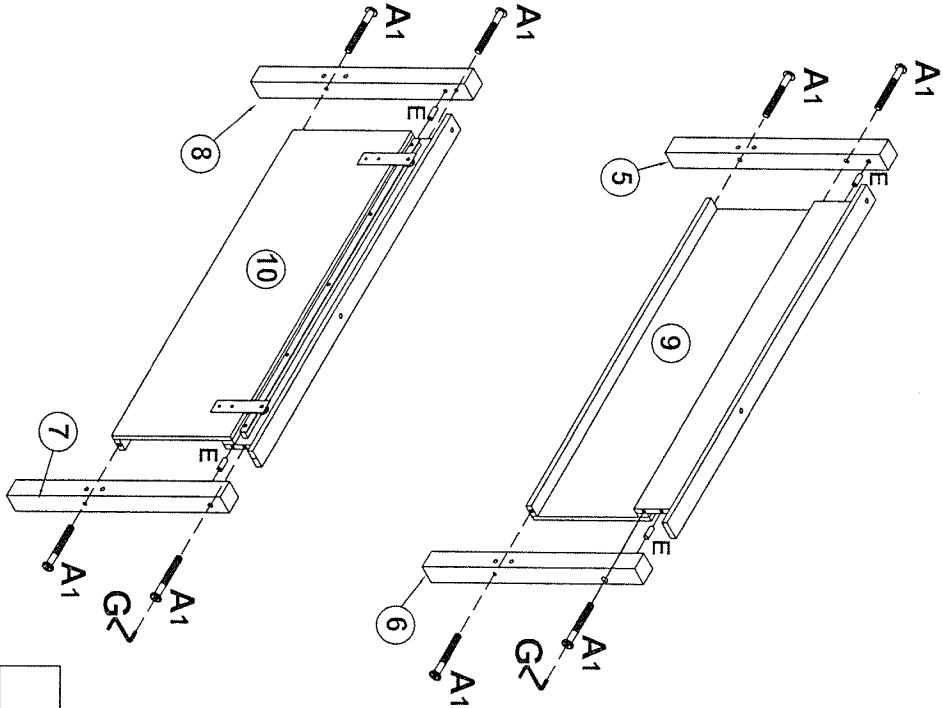


COMPLETE HARDWARES LIST	
A	 Ø6x110mm
	 Half Moon
A1	 Ø6x80mm
B	 Ø6x50mm
C1	 Ø6x70mm
C	 Ø6x100mm
D	 Wood Dowel Ø12x110mm
E	 Ø10x40mm
F	 Ø4x30mm
G	 Allen Key
H	 Ø6x35mm
I	 Female Half Moon
J	 Ø4x20mm

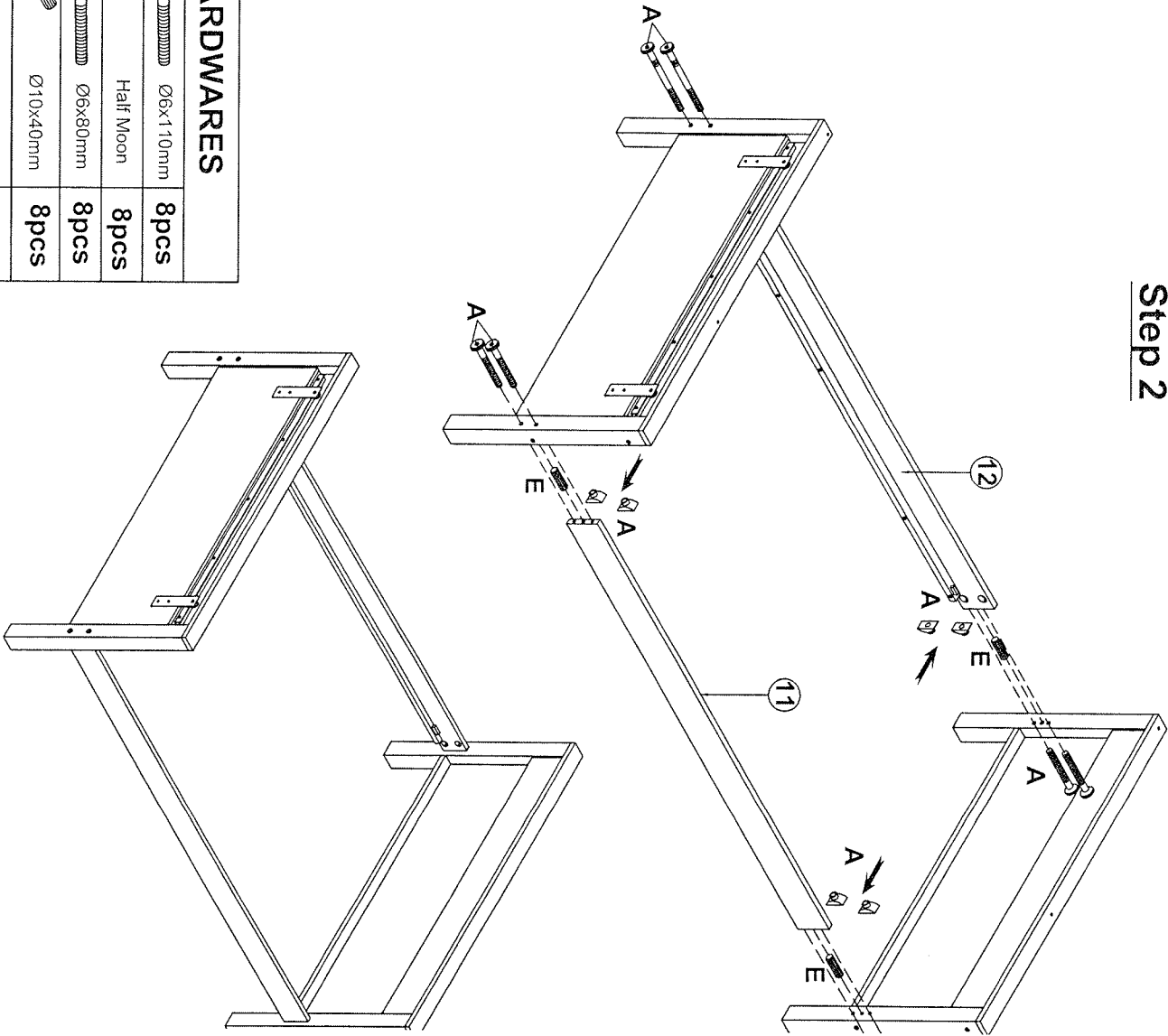
ASSEMBLY INSTRUCTIONS - 0118 TWIN FULL BUNK BED

Pa






Step 1



Step 2



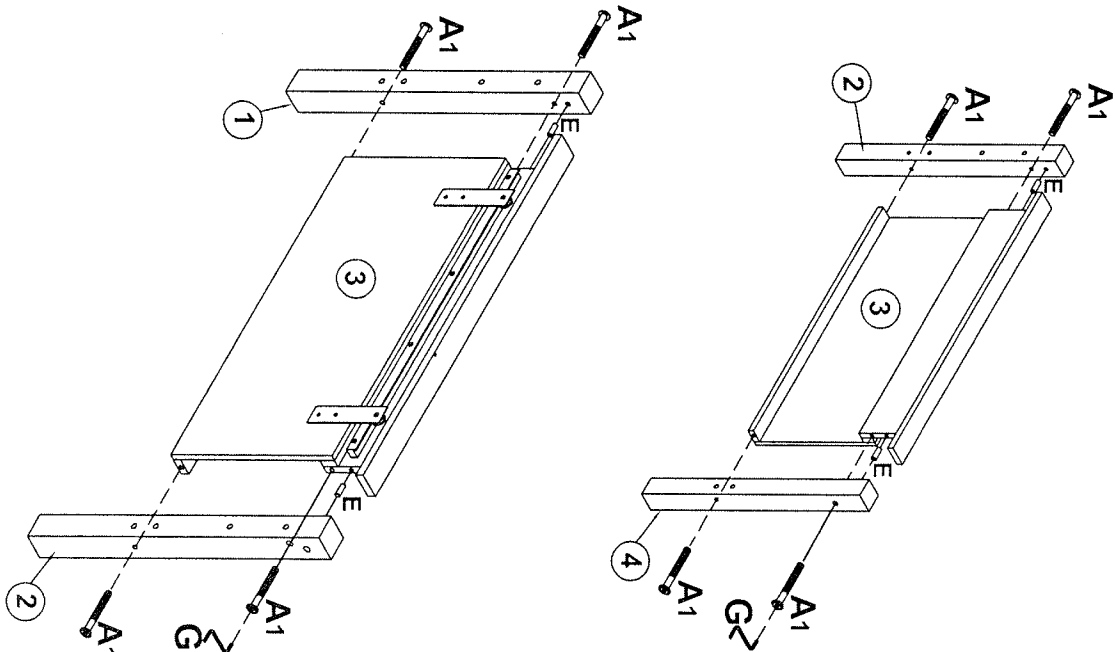
HARDWARES

A		Ø6x110mm	8pcs
A		Half Moon	8pcs
A1		Ø6x80mm	8pcs
E		Ø10x40mm	8pcs
G		Allen Key	1pc

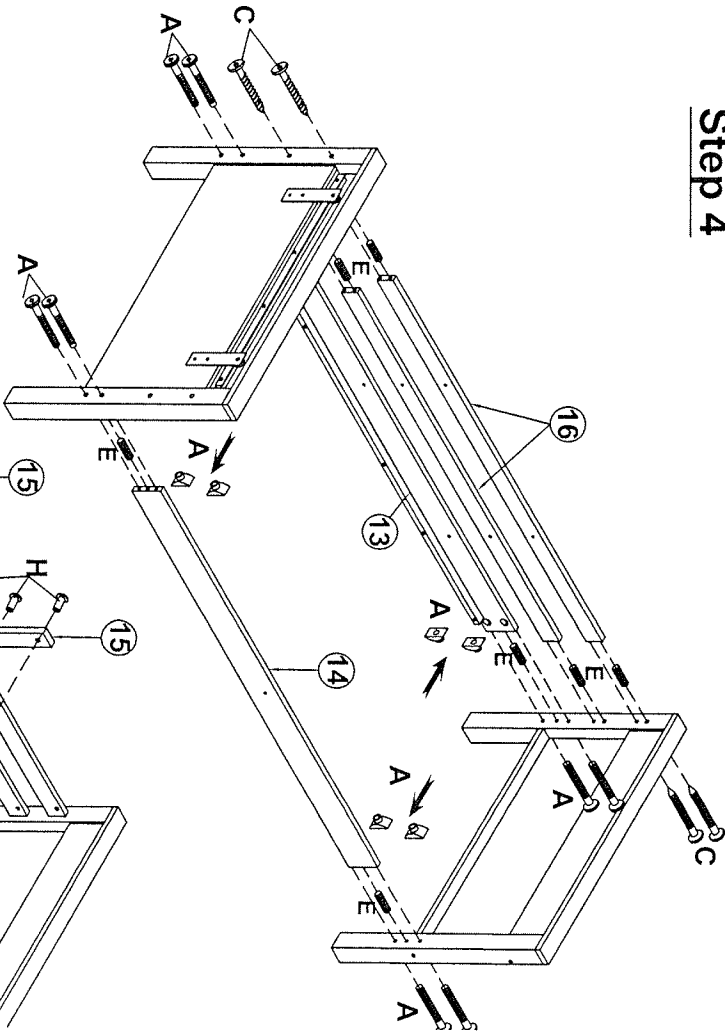
ASSEMBLY INSTRUCTIONS - 0118 TWIN FULL BUNK BED










Part

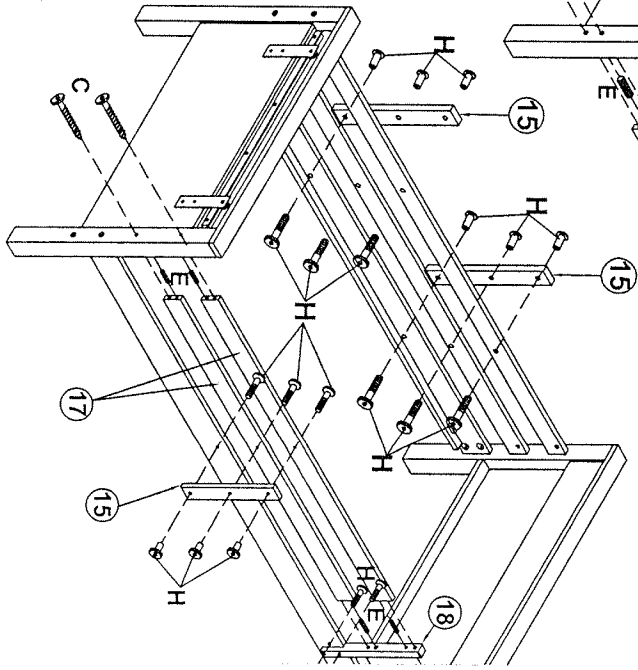
Step 3



Step 4



HARDWARES		
	Ø6x110mm	8pcs
	Half Moon	8pcs
	Ø6x80mm	8pcs
	Ø6x70mm	2pcs
	Ø6x100mm	6pcs
	Ø10x40mm	16pcs
	Allen Key	1pc
	Ø6x30mm	11pcs
	Female Half Moon	11pcs

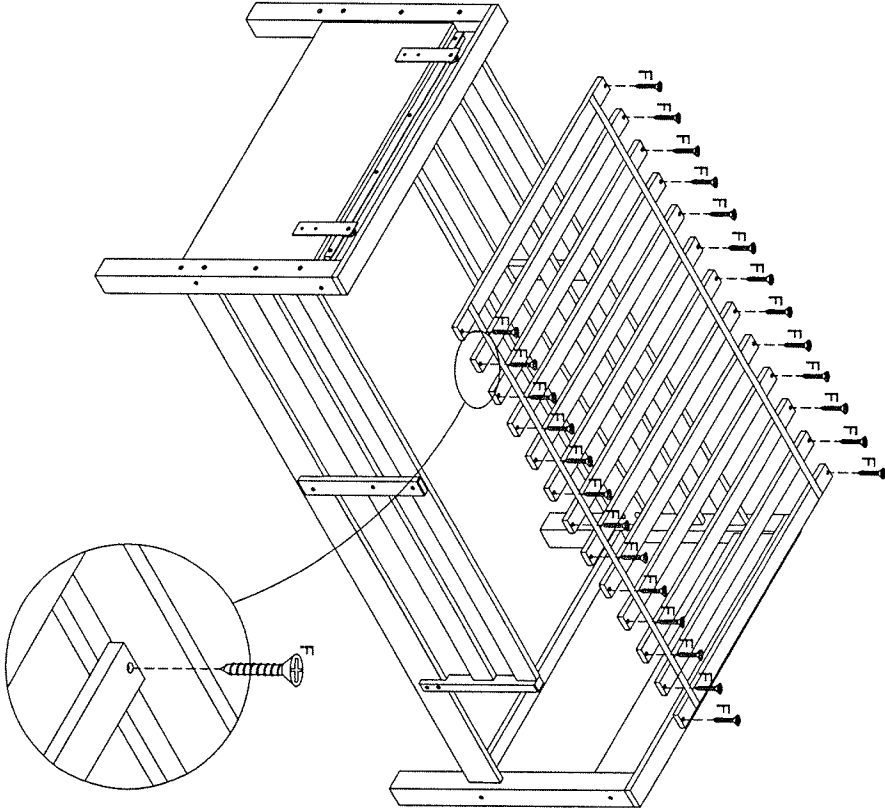


ASSEMBLY INSTRUCTIONS - 0118 TWIN FULL BUNK BED

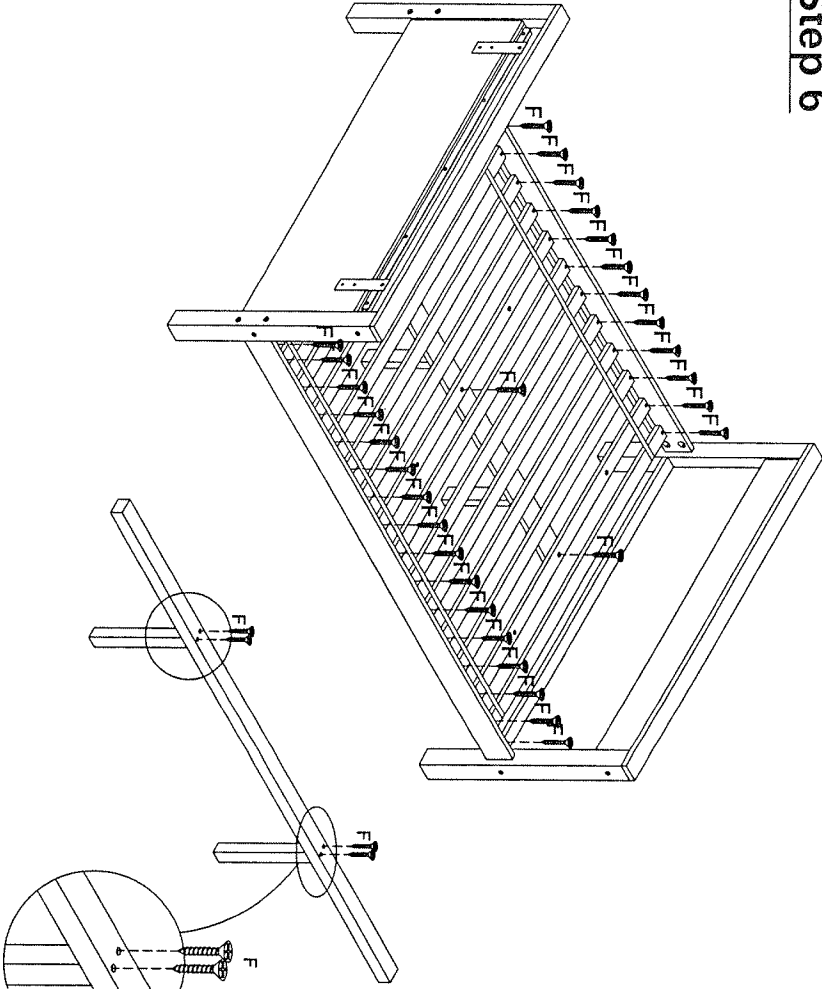
Page

Important : Assembly instructions for 8 or 24 slat options are located in slat box

Step 5



Step 6



NOTED: Center Support Rail for Full bed has low attachment positions
1, For use with Storage Drawers (Support in the center of the Slats)
2, For use with a Trundle Bed (Support is toward the back end of the
3, Either position can be used if you do not plan to use either a Trundle
or Storage Drawers

HARDWARES

F



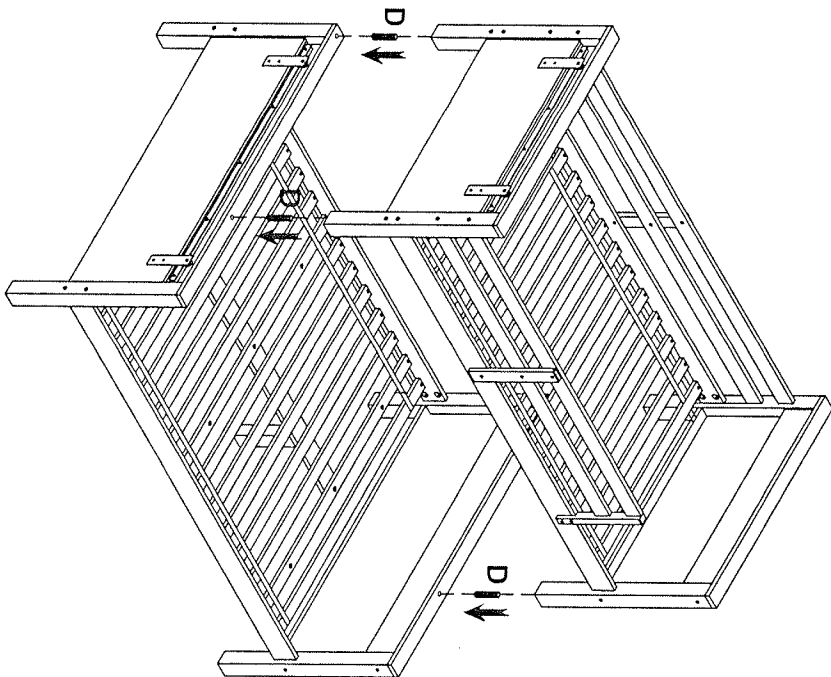
Ø4x30mm

59pcs

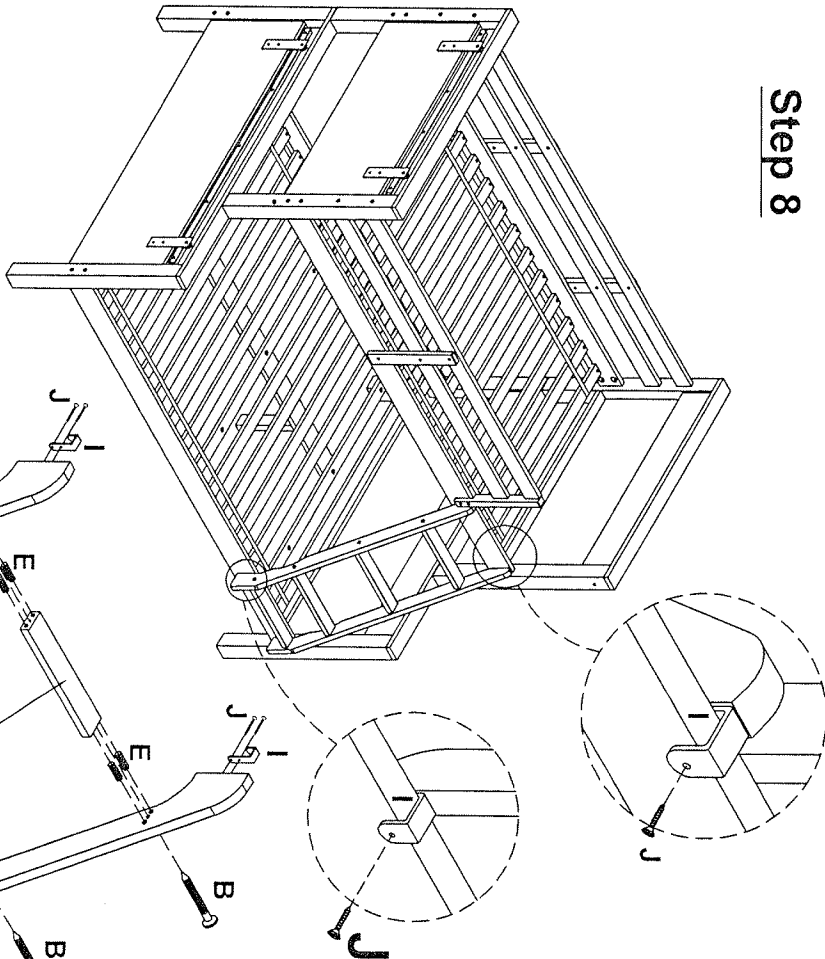
ASSEMBLY INSTRUCTIONS - 0118 TWIN FULL BUNK BED

Page







Step 7



Step 8



HARDWARES-STEP 7+8

B		Ø6x50mm	8pcs
D		Ø12x110mm Wood dowel	4pcs
E		Ø10x40mm	16pcs
G		Allen Key	1pc
I			4pcs
J		Ø4x20mm	12pcs

