


ASSEMBLY INSTRUCTIONS

ITEM NO.: 2638/2639-11

DRAWER CHEST - HANOVER

THANK YOU FOR PURCHASING THIS QUALITY PRODUCT. BE SURE TO CHECK ALL PACKING MATERIAL CAREFULLY FOR SMALL PARTS THAT MAY HAVE COME LOOSE INSIDE THE CARTON DURING SHIPMENT.


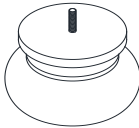


TOOLS REQUIRED (NOT PROVIDED)


PHILLIPS SCREWDRIVER

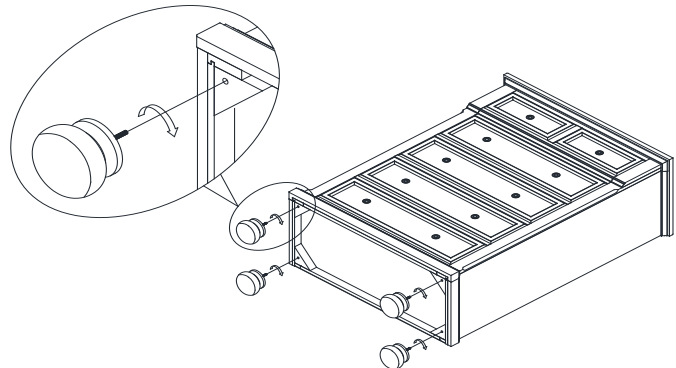

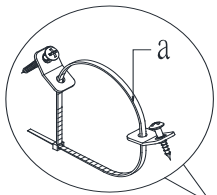


PARTS LIST:

NO	DESCRIPTION	SKETCH	QTY
A	DRAWER CHEST		1 PC
B	BUN FEET		4 PCS

HARDWARE LIST:

NO	DESCRIPTION	SKETCH	SIZE	QTY
a	TIPPING RESTRAINT			1 set



STEP 1: Attach bun feet(B) to the bottom of drawer chest(A).

Important note:

The furniture tipping restraint is stapled to the back of the unit.