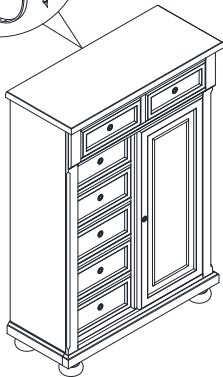
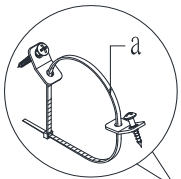
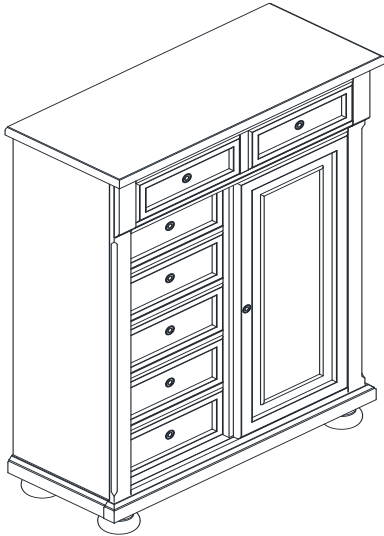


ASSEMBLY INSTRUCTIONS

ITEM NO.: 2638/2639-14

DOOR CHEST - HANOVER

THANK YOU FOR PURCHASING THIS QUALITY PRODUCT. BE SURE TO CHECK ALL PACKING MATERIAL CAREFULLY FOR SMALL PARTS THAT MAY HAVE COME LOOSE INSIDE THE CARTON DURING SHIPMENT.



TOOLS REQUIRED (NOT PROVIDED)

PHILLIPS SCREWDRIVER

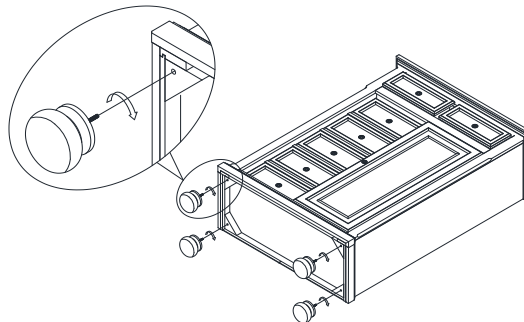


PARTS LIST:

NO	DESCRIPTION	SKETCH	QTY
A	DOOR CHEST		1 PC
B	BUN FEET		4 PCS

HARDWARE LIST:

NO	DESCRIPTION	SKETCH	SIZE	QTY
a	TIPPING RESTRAINT			1 set



STEP 1: Attach bun feet(B) to the bottom of door chest(A).

Important note:

The furniture tipping restraint is stapled to the back of the unit.