

Step 1:

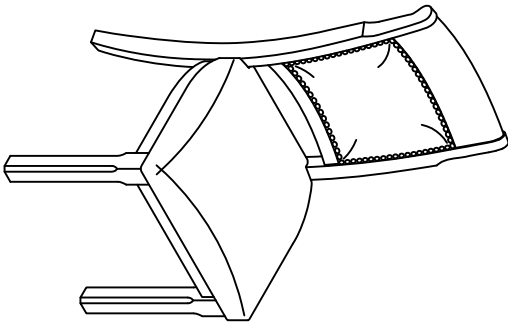
Attach seat frame (B) and chair back frame (A) by using short bolt (5), and spring washer (2) flat washer (1) on the back; long bolt (3), and spring washer (2) flat washer (1) on the corners. Secure it by using allen key (6), do not tighten until "Step 2".

Step 2:

Position chair leg (C) to the seat frame (B), secure with hex-nut (4), spring washer (2), flat washer (1). Secure it by using wrench (7).




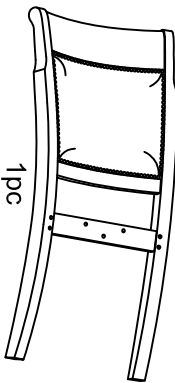
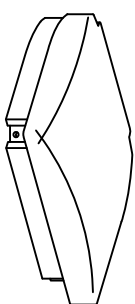
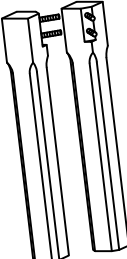



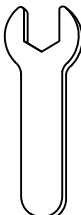
Step 3:

Turn chair over and place on a level surface, tighten all screws securely after leveling chair.



ASSEMBLY COMPLETED

MADE IN VIETNAM

 1 Flat Washer Ø5/16" x 19 mm 11 pcs	 2 Spring Washer Ø5/16" x 12 mm 11 pcs	 3 Long Bolt Ø1/4" x 75 mm 4 pcs	 A Chair Back Frame 1 pc	 B Seat Frame 1 pc	 C Chair Leg 2 pcs
 4 Hex-Nut Ø5/16" x 12 mm 4 pcs	 5 Short Bolt Ø1/4" x 38 mm 3 pcs	 6 Allen Key 58x23x4 mm 1 pc	 7 Wrench 75x12 mm 1 pc		