











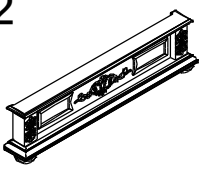
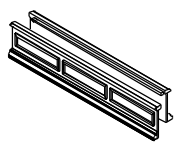

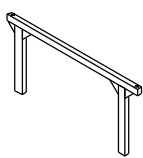

F456/F457-054/057/062/069/059 Queen/King Platform Side Rails

Thank you for purchasing this quality product. Be sure to check all packing material carefully for small parts which may have come loose inside the carton during shipment. Identify and count all parts and compare with the parts list below: Caution the assembly of the bed requires two people to avoid damaging the products.

HARDWARE LIST

A	B	C	D	E	F	G	H	I
								
Hanger Bolt Ø5/16"×4-1/2" 8 PCS	Curved Washer Ø5/16" 8 PCS	Lock Washer Ø5/16"Dia 12 PCS	Nut Ø5/16"Dia×12 8 PCS	Spanner Wrench 12mm 1 PC	Wood Screw #8×1" 20 PCS	Flat Washer Ø5/16"×19×2 4 PCS	Bolt Ø5/16"×1-1/2" 4 PCS	Allen Wrench 5mm 1 PC

PARTS LIST

1	2	3	4	5	6
					
Headboard 1pc	Footboard 1pc	Rails 1set	Slats 2set	Support Slat 2pcs	Bun Feet 2pcs

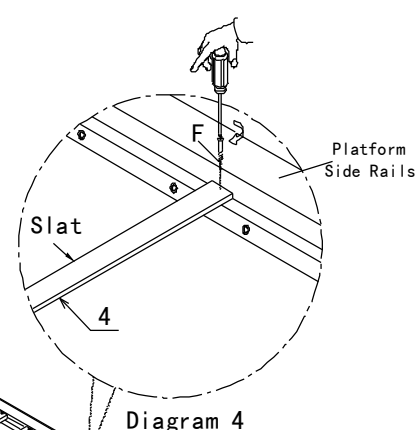
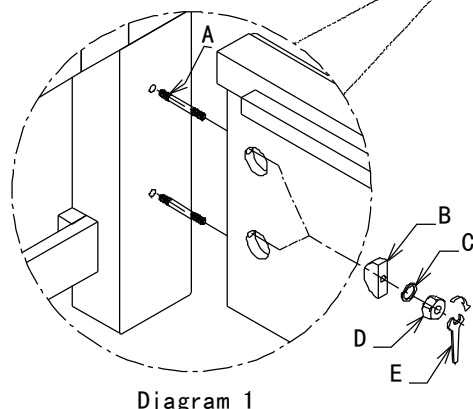
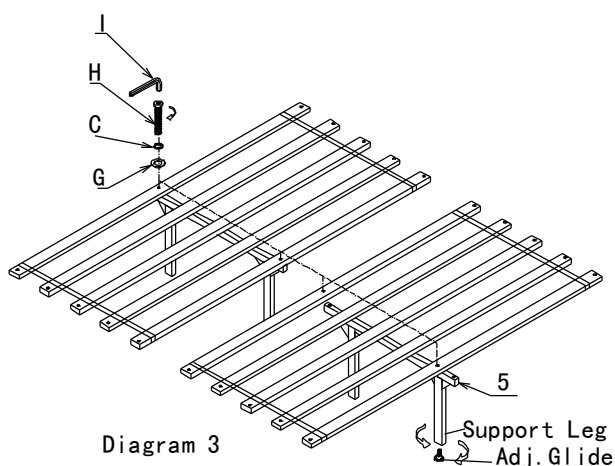
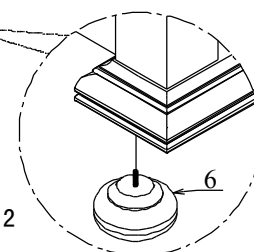


Diagram 2



CLEANING INSTRUCTION: Clean with a soft cloth and warm water with a diluted mild detergent. Follow with a soft cloth and clear water rinse, then dry thoroughly with a soft cloth.

MADE IN VIETNAM